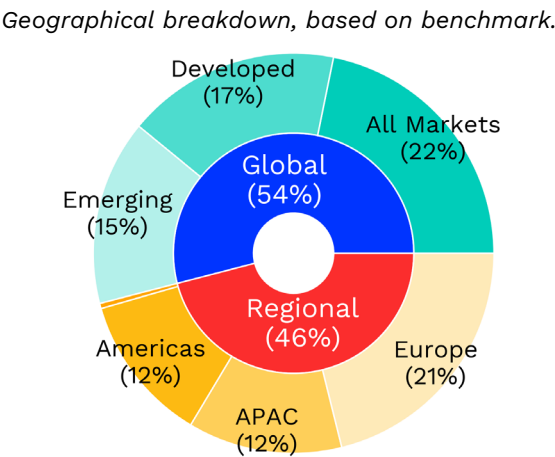
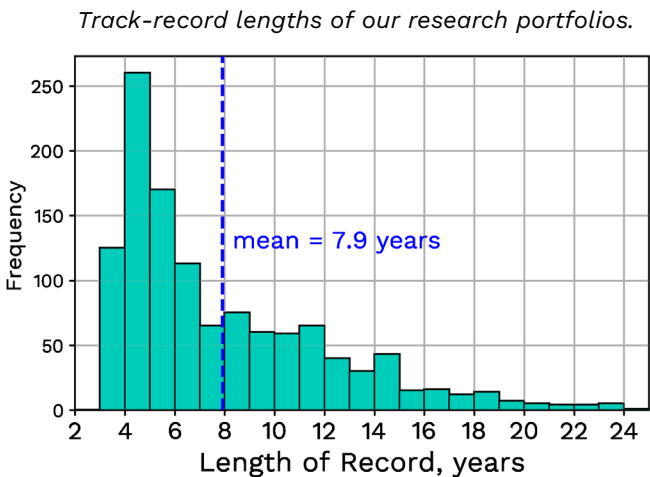
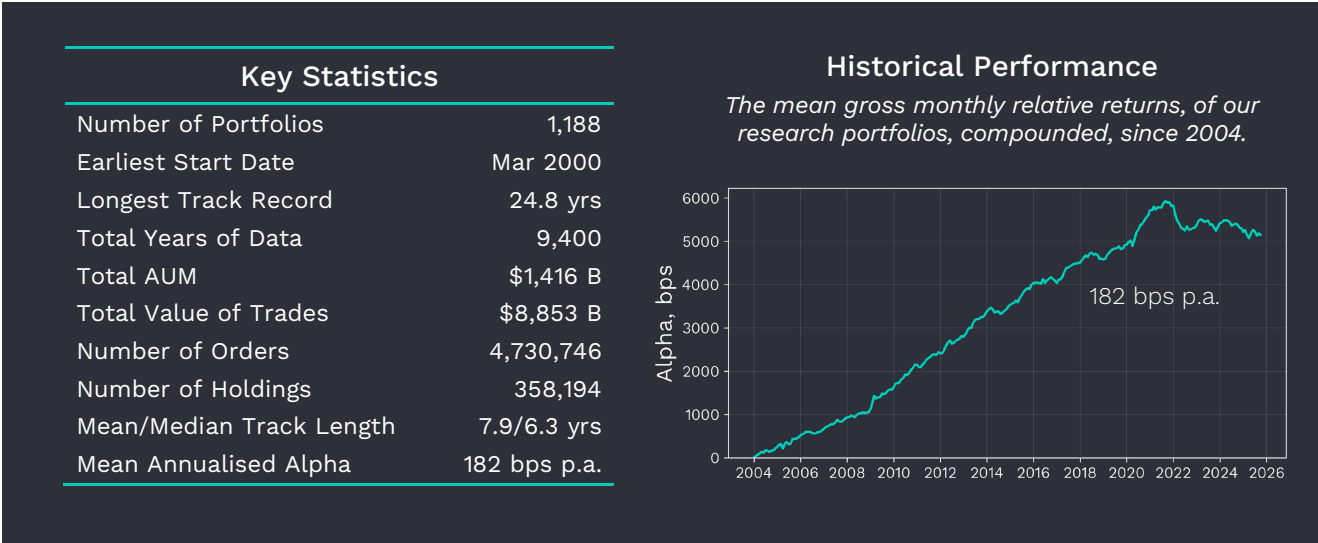


Inalytics' Research Database

We are in the enviable research position of having a proprietary database of over 1,100 unique equity portfolios, which collectively span more than 20 years. These actively managed portfolios hold an average of 56 instruments at any time, and have an average turnover of 65% per year.

For most of these anonymised portfolios we have daily trading information, while for a few it is monthly or quarterly. Every portfolio has a benchmark assigned to it, determined by the manager, and this is used to generate daily relative returns, or “alpha”, gross of transaction codes and fees.

With this data, we use advanced analytics to explore manager behaviour and skill.



We are always interested to explore questions that leverage our Research Database. Please feel free to contact us to discuss your ideas.

info@inalytics.com

+44 (0) 2036 752909

[LinkedIn](#)